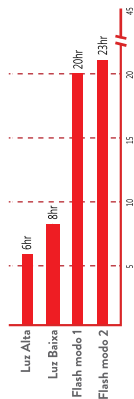
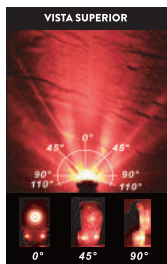


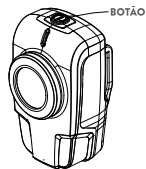
TEMPO DE DURAÇÃO



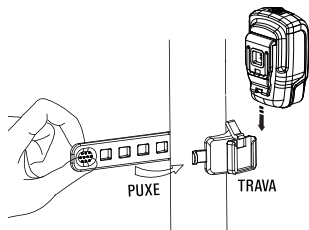
VISTA-LIGHT GUIDELIGHT 50 LÚMENS

INSTRUÇÃO

1. Pressione o botão para ligar a luz, e também pode alterar o modo pressionando o botão várias vezes.



2. Coloque a luz traseira no suporte e conecte-a até ouvir o som de click.



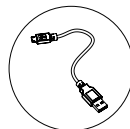
COMPONENTES



VISTA LIGHT



SUPORTE



CABO USB

SAIBA MAIS

